



NASDAQ: FMST
CSE: FAT

*Investing in a Sustainable Clean Energy
Future with 10 Optioned Uranium
Properties From Our Strategic Partner
Denison Mines*



Winter 2024

www.foremostcleanenergy.com

FORWARD LOOKING STATEMENTS



This presentation (the “Presentation”) has been prepared by Foremost Clean Energy Ltd. (“Foremost” or the “Company”) solely for the purpose of providing introductory information in respect of Foremost and its business. The contents are not to be reproduced or distributed to the public or press. The name change to Foremost Clean Energy is not yet effective and the transaction with Denison Mines has not yet closed.

This Presentation has been provided to the recipient for information purposes only and no representation or warranty, express or implied, is made as to the completeness or accuracy of the information contained herein. The contents of this Presentation are not to be construed as legal, business, investment or tax advice. Each recipient should consult with its own legal, business, investment and tax adviser as to legal, business, investment and tax advice. Prospective investors are encouraged to conduct their own analysis and reviews of the Company and of the information contained in this Presentation. Prospective investors should consult their own professional advisors to assess their potential investment in the Company. The remarks contained in this Presentation may contain forward-looking statements relating to the Company’s operations or to its business environment within the meaning of Section 27A of the United States Securities Act of 1933, as amended and Section 21E of the Securities Exchange Act of 1934, as amended. We intend such forward-looking statements to be covered by the safe harbor provisions for forward-looking statements contained in the Private Securities Litigation Ref#d0dacform Act of 1995 and are including this statement for purposes of said safe harbor provisions. Such statements are based on the Company’s operations, forecasts, and projections, but are not guarantees of future performance and involve risks and uncertainties that are difficult to predict or control and should not be unduly relied upon. Additional risks and uncertainties, including those that the Company does not know about now or that it currently deems immaterial, may also adversely affect the Company’s business or any investment therein. For additional information relating to the assumptions made, and the risks and uncertainties which could impact the forward-looking statements herein and cause results to differ materially from those predicted, forecasted or projected by such forward-looking statements, see the Company’s annual report on Form 20-F and management’s discussion and analysis, each filed June 29, 2024 and in respect of the year ended March 31, 2024 and the Company’s other disclosure documents available at www.sedarplus.ca, www.sec.gov and through the Company’s website at www.foremostcleanenergy.com.

Several factors could cause actual outcomes and results to differ materially from those expressed. Although any such forward-looking statements are based upon what management believes to be reasonable assumptions, the Company cannot guarantee that actual results will be consistent with these forward-looking statements. Current conditions, economic and otherwise, render assumptions, although reasonable when made, subject to greater uncertainty. None of the Company or its directors, officers or employees provides any assurance that the assumptions underlying such forward-looking statements are free from errors nor do any of them accept any responsibility for the future accuracy of the opinions expressed in this Presentation or the actual occurrence of the forecasted developments. In addition, the Company disclaims any obligation to update or revise any forward-looking statements, for any reason, except as required by law. The forward-looking statements included in this Presentation are expressly qualified in their entirety by this cautionary statement. We also do not commit in any way to guarantee that we will continue reporting on items or issues that arise. Throughout this Presentation various logos and trademarks will be used. These trademarks and logos are the property of their respective owners.

This presentation contains or references to certain market, industry and peer group data which is based upon information from independent industry publications, market research, analyst reports and surveys and other publicly available sources. Although the Company believes these sources to be generally reliable, such information is subject to interpretation and cannot be verified with complete certainty due to limits on the availability and reliability of raw data, the voluntary nature of the data gathering process and other inherent limitations and uncertainties. The Company has not independently verified any of the data from third party sources referred to in this presentation and accordingly, the accuracy and completeness of such data is not guaranteed. Mineralization hosted on adjacent and/or nearby properties is not necessarily representative of mineralization hosted on the Company's Projects.

No securities commission or securities regulatory authority or other regulatory authority has reviewed, passed upon or endorsed the accuracy or adequacy of this Presentation. This Presentation does not in itself constitute an offer to sell or a solicitation of an offer to buy any of the securities of Foremost. This Presentation has not been filed with or reviewed or approved by any regulatory authority or stock exchange and does not constitute a prospectus. Any representation to the contrary is unlawful and is expressly disclaimed by Foremost. An investment in the Company's securities should be considered highly speculative. There is no guarantee that an investment in the Company will earn any positive return in the short or long term. An investment in the Company is appropriate only for investors who have the capacity to absorb a loss of some or all their investment. There are certain risk factors associated with an investment in the Company’s securities. This Presentation speaks as of the date set out on its cover and is subject to change without notice. There may have been changes in matters which affect the Company subsequent to the date of this Presentation. Neither the delivery of this Presentation nor any further discussions of the Company with any of the recipients shall, under any circumstances, create any implication that there has been no change in the affairs of the Company since such date. The Company does not assume any obligation to update or revise the Presentation or disclose any changes or revisions to the information contained in this Presentation.

WHO ARE WE?

Foremost Clean Energy is a rapidly growing North American uranium exploration company dedicated to advancing the clean energy economy. Our projects consists of 10 prospective uranium properties strategically located within the world-renowned Athabasca Basin, totaling over 330,000 acres.

With drill-ready targets on identified conductors on important structural trends and proximal discoveries, our portfolio is well-positioned to capitalize on the growing demand for uranium as a crucial component of a sustainable energy future.

We also maintain upside potential through a secondary portfolio of lithium projects spanning 50,000+ acres primed for significant long-term development.



Foremost Property Location Map



1. Headquarters: Vancouver, BC
2. Bue Sky Uranium Projects
3. Eastern Athabasca Property
4. Lithium Lane Projects, Manitoba
5. Lac Simard Lithium Project, Quebec

CORPORATE OVERVIEW



- **Extensive Uranium Asset Portfolio:** Highly attractive diversified uranium exploration portfolio of shallow and deeper targets with a total of 10 properties spanning over 330,000 acres on 45 claims, with aggressive exploration plans



- **Proven Mining Jurisdiction and Prolific Uranium Region:** Premier assets located in the Athabasca Basin in northern Saskatchewan, Canada, with robust infrastructure and known to host some of the world's richest uranium deposits producing ~15% of world's primary uranium supply



- **Strong Macro Tailwinds:** Positioned to help enable the uranium market renaissance, with 20+ nations pledging to triple nuclear energy capacity by 2050 during a projected period of sustained structural uranium supply shortages



- **Collaboration:** Denison Mines is advancing the largest undeveloped uranium project in the eastern portion of the Athabasca Basin region and has built a best-in-class team to support technical, operating and corporate initiatives



- **Key Uranium Funds and Investors:** ~30% of outstanding shares held with strategic uranium investors, significant insider and institutions who participated in recently closed \$10.5M financing



- **Aligned Incentives:** Foremost Management and Board holds ~10.5% of the company's shares outstanding, with Denison Mines holding 19.13% for a combined 29.64% ownership working towards building shareholder value



- **Secondary Lithium Upside:** Five Canadian lithium projects spanning 50,000+ acres with long-term development potential

FOREMOST AND DENISON

Where Vision Meets Value



Advantageous Position

A highly sought-out position provided by Denison to advance underdeveloped properties and maximize untapped potential



Significant Endorsement

This groundbreaking collaboration is set to elevate Foremost's market presence, leveraging Denison's proven success for a powerful boost in awareness.



Nasdaq Listed: FMST

Denison strong trading volume on the NYSE indicates a healthy demand and engaged investor base, providing a direct opportunity to tap into their market reach and investor connections



On-Going Support

Backed by Denison, C\$2.9B* Canadian uranium producer and developer, will provide technical, operational and financial support



Early Entry Opportunity

Tightly held, with only 10M shares outstanding with significant insider and institutional backing, set to pave the way for exceptional upside



Geological Collaboration

A new collaboration of Jody Dahrouge and Andy Yackulic with proven track-records in the Basin providing increased potential of unprecedented uranium discoveries

DENISON MINES OVERVIEW

US\$1.95B* Uranium Company (NYSE American: DNN & TSX: DML)



Advanced Athabasca Basin Uranium Developer With Unique Asset Mix



2.2M lbs U₃O₈

In holdings of physical uranium

-Market value ~**CAD\$243M**
(US\$81.75/lb U₃O₈)

+/- ~**CAD\$30M** in change for every US\$10/lb U₃O₈ move in spot price

-Acquired at average cost of **USD\$29.66/lb U₃O₈**



+Balance Sheet

~**CAD\$375M** in cash, uranium & investments uranium

-**CAD\$106M** in cash and cash equivalents

-**CAD\$109M** in working capital; **No Debt**

-**CAD\$25M** investment in Uranium equities and convertibles



95% Interest in the Wheeler River Project

2023 Phoenix Feasibility Study with final **Environmental Impact Statement** filed, **ISR project** advancing through permitting; production targeted for 2027 or 2028

-Assets include the **Phoenix and Gryphon** deposits at Wheeler River & the THT deposit at Waterbury Lake



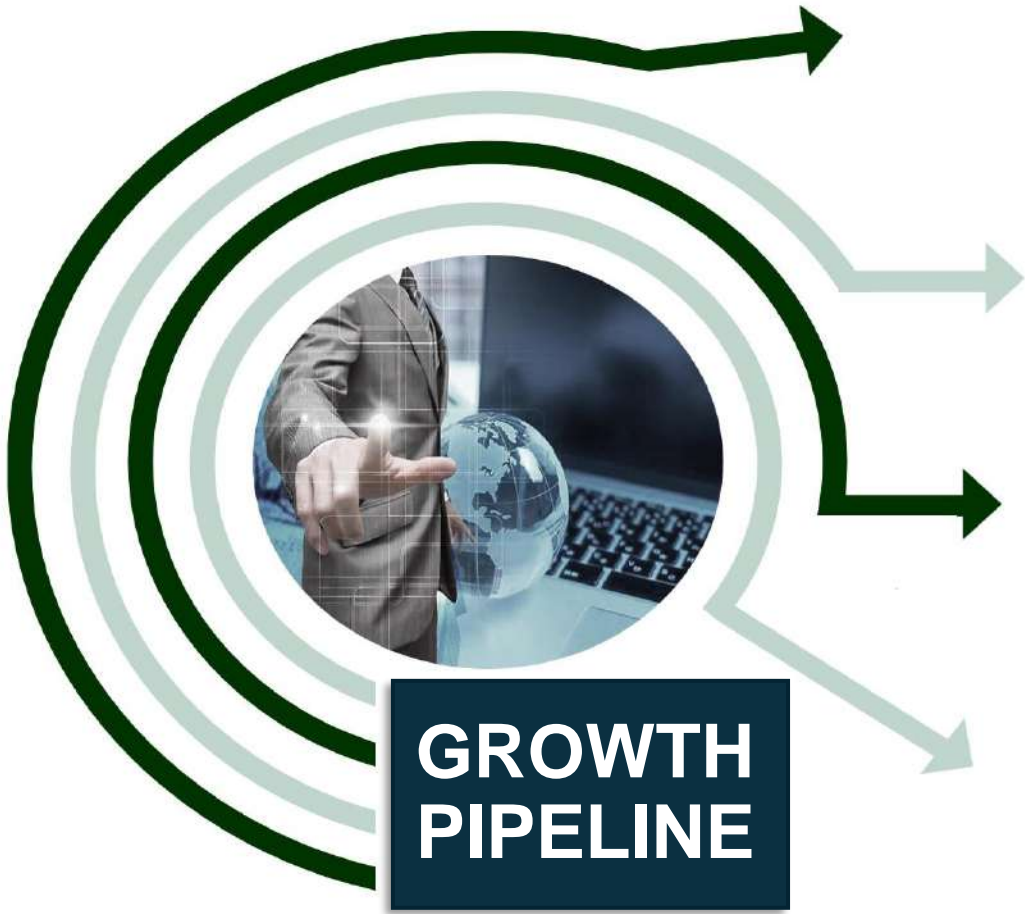
Indigenous People

Denison's first-in-sector position reflects commitment to **take action** towards advancing reconciliation with Indigenous peoples in Canada **ESG**

Strong and established **environmental social governance** practices within the Company and its communities

VALUE CREATION

Systematic Steps to Increasing Shareholder Value



GROWTH PIPELINE

Fully Funded
\$6.5 Million allocated for a 2025 exploration program on a diverse portfolio including grassroots to those with significant historical exploration and drilling

Exploration and Drilling
The most advanced geophysical and geochemical methods will assist in defining high-grade uranium deposits while minimizing environmental impact

Team
Experienced technical team, management team and operational team with a wealth of knowledge, expertise, and innovative thinking

Discovery Ready-Targets
Multiple drill programs projected on permitted and drill ready targets in the next 12 months on properties hosting mineralization along strike of recent major discoveries


URANIUM MARKET

Uranium Industry Drivers



Green Energy


Nuclear Renaissance




Global Decarbonization & Electrification Movement



Geopolitical Landscape



Structural Deficit



Positive Price Trends



Small Modular & Nuclear Reactor Growth (SMRs)

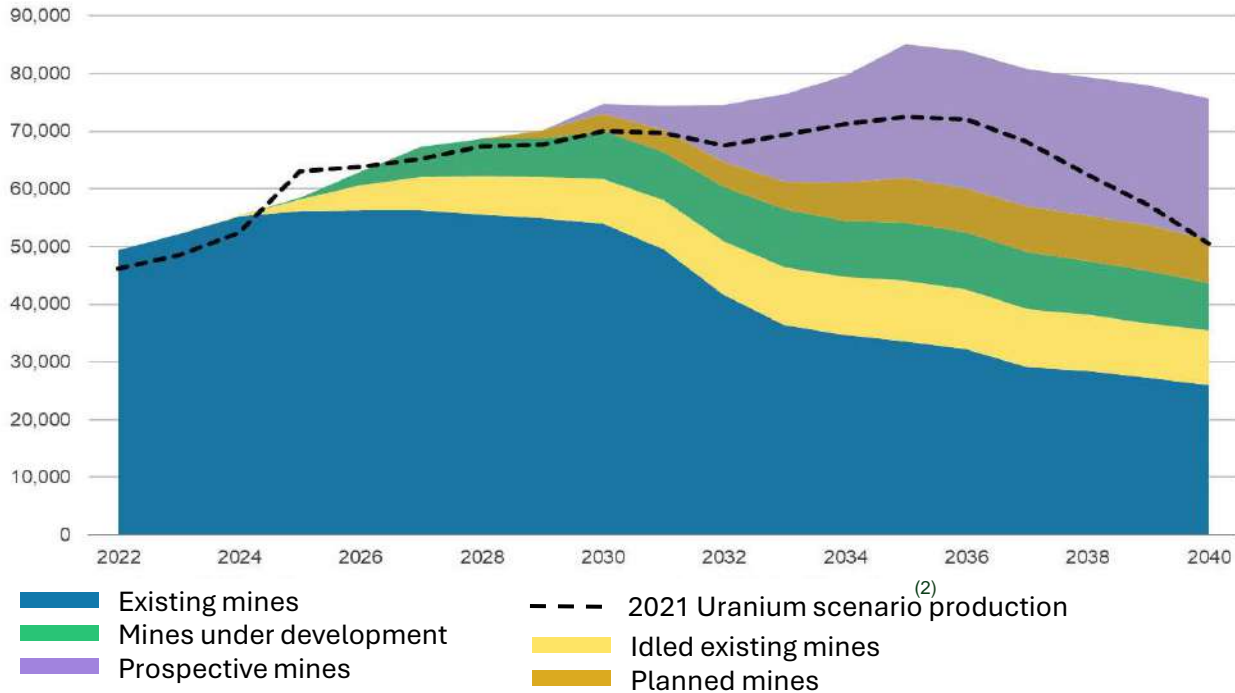
Uranium Demand: The Drivers

- Increasing clean energy demands
- Data centre build-outs and power needs for artificial intelligence technology represent a blue-sky scenario for uranium demand
- Energy Security heightened by geopolitical tensions
- Supply side set to decline due to under investment in uranium exploration and mine depletion
- Energy demands and supply disruptions creating pressure on price

Uranium Market Outlook

A Future Structural Deficit Looks Imminent

Reference Scenario for Uranium Production tU ⁽²⁾



SMR Reactor Growth ⁽¹⁾

3.2%

Expected Growth Rate through to 2028



\$8.05B

Expected Market Size by 2028

Nuclear Reactor Forecast

60

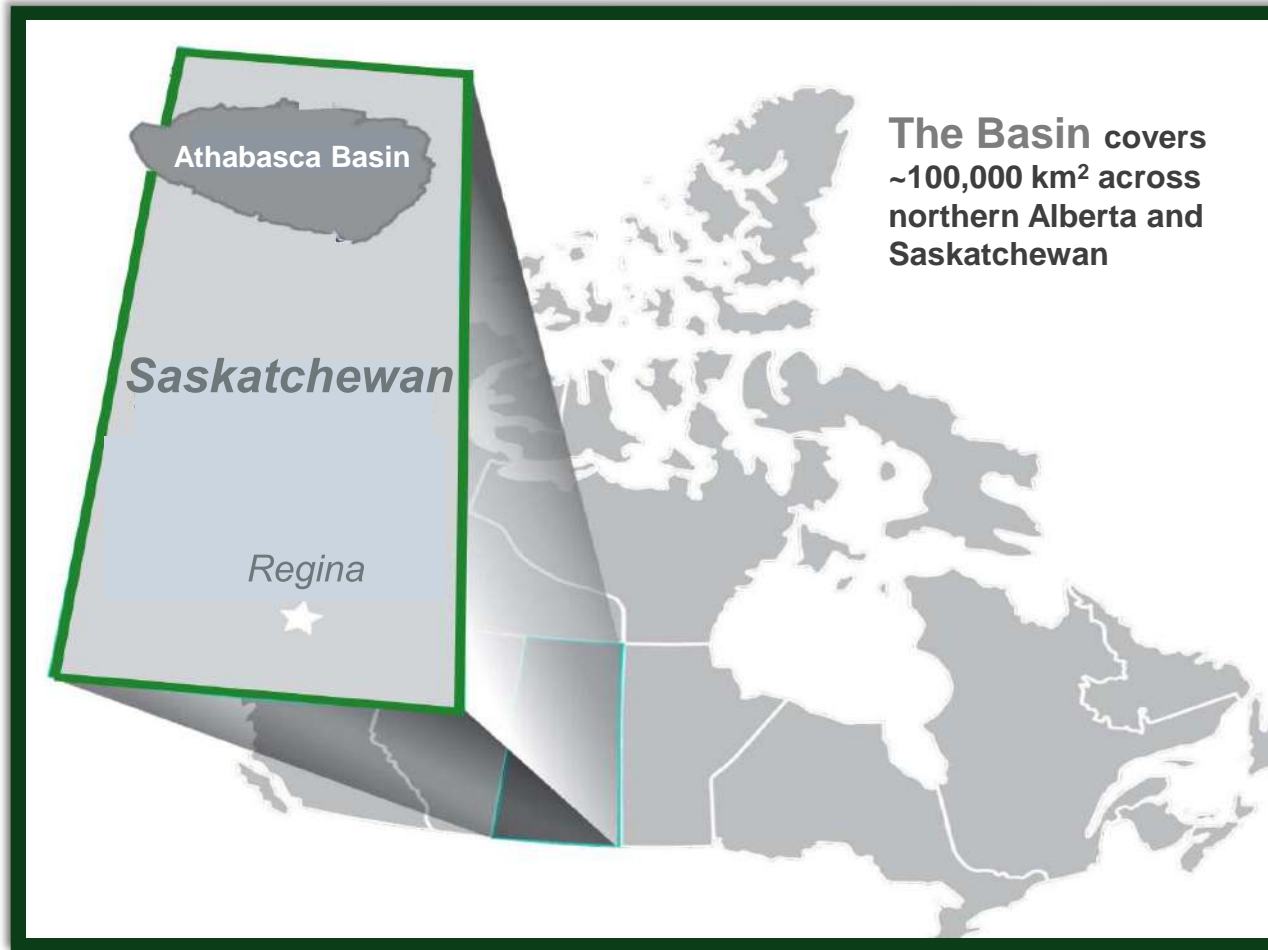
Under construction in 16 countries

300+

Currently Proposed

“One thing is certain, more investment into uranium supply is required to keep pace with its growing demand” - RBC Capital Markets

ATHABASCA BASIN



The Athabasca Basin, located in Northern Saskatchewan, contains some of the world's richest uranium deposits and produces ~15% of world's primary uranium supply

Saskatchewan is an established and highly-attractive mining jurisdiction which includes:

- #3 ranking as the “most attractive jurisdiction in the world for mining investment” – Fraser Institute (2023)
- History of uranium mining and production for 40+ years in a stable, pro-mining province
- Home to some of the largest and highest-grade uranium deposits in the world with over 554,475 tU of U₃O₈ produced⁽¹⁾

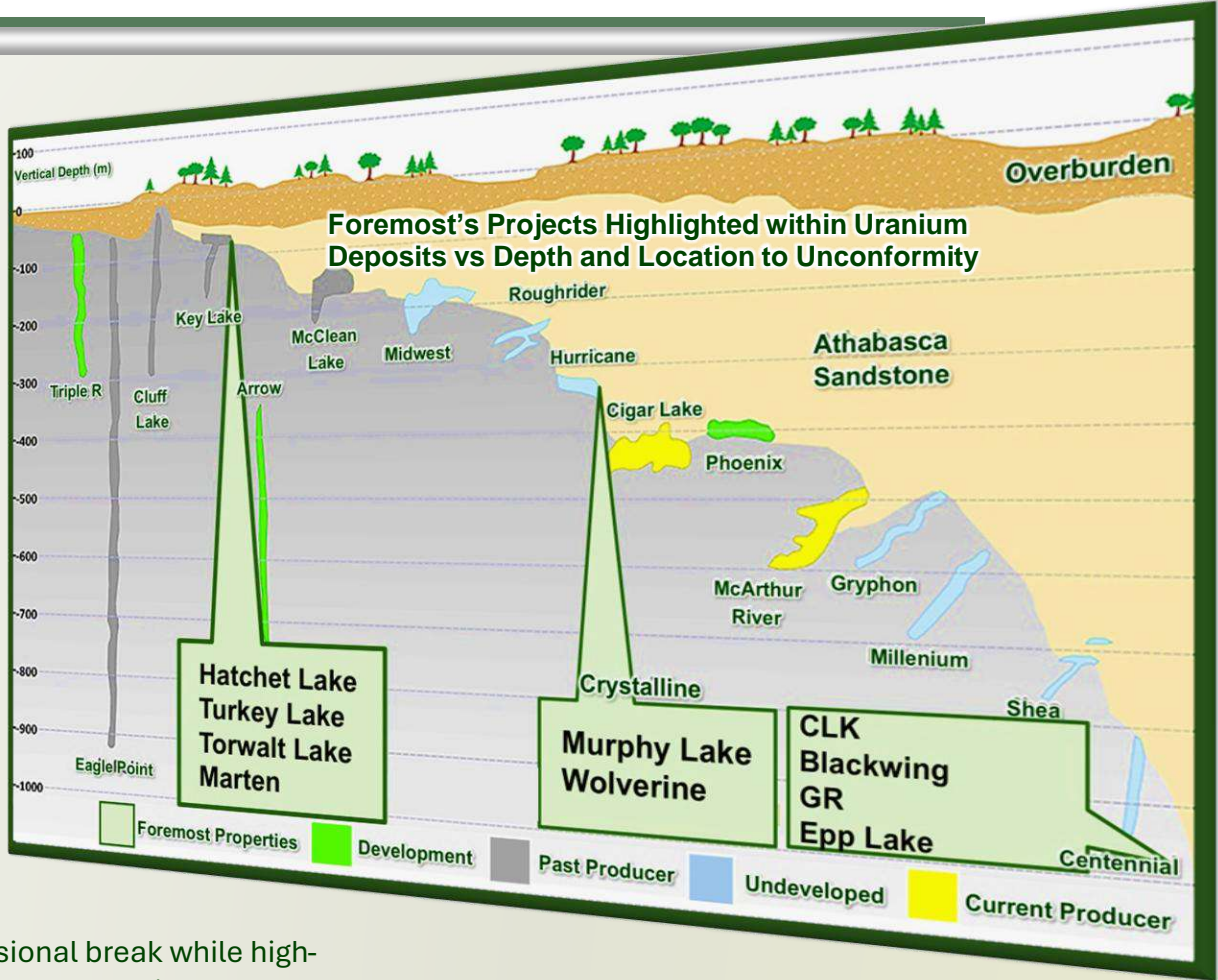
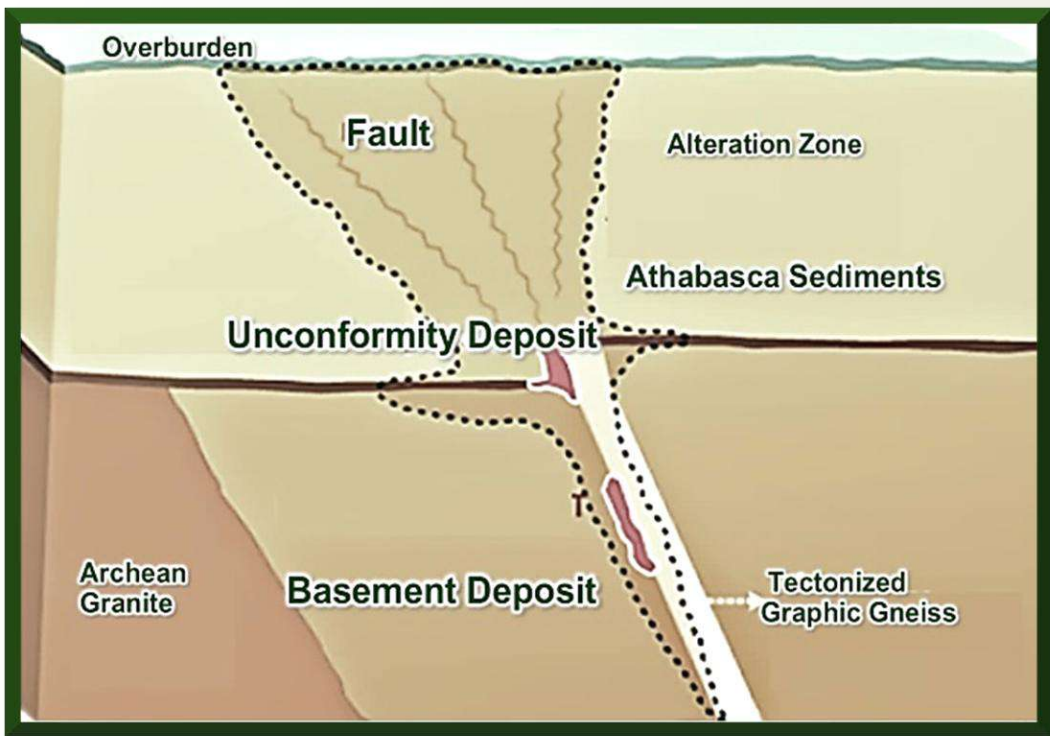
Recent discoveries are a testament to the ongoing prospectivity of the area including:

- Denison (TSX: DML) – Phoenix, Gryphon -
- NexGen Energy (TSX: NXE) – Arrow -
- ISO Energy (TSX: ISO) Hurricane -
- Fission Uranium (TSX: FCU) – Triple R

¹⁾ World Nuclear Association

URANIUM DEPOSITS IN THE BASIN

Digging Deeper for the Next Big Discovery

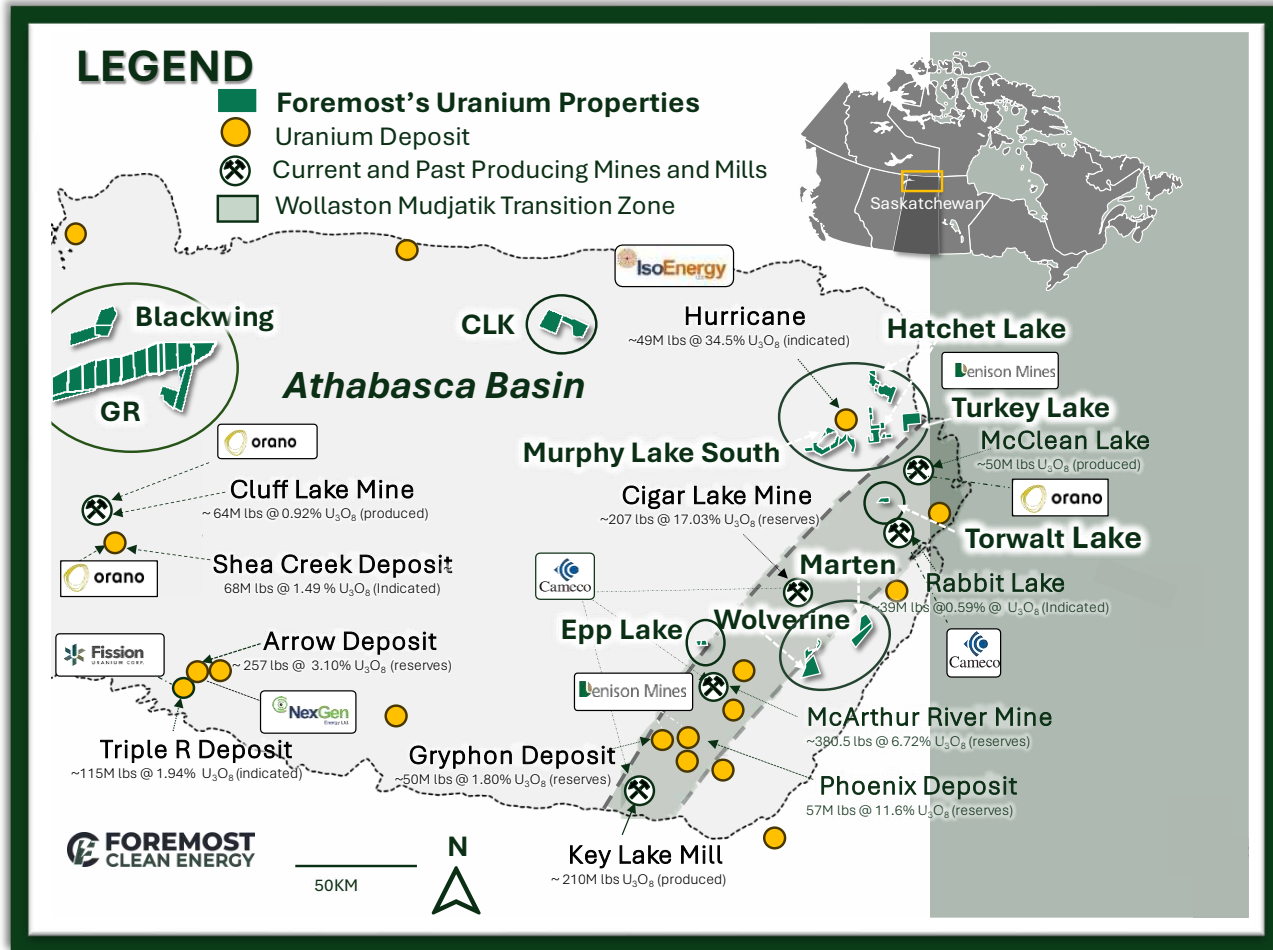


Uranium Deposit Formation

Unconformity deposits are formed between rock layers separated by major erosional break while high-grade **basement deposits** form in the footwall region of the fault zone below the unconformity

URANIUM PORTFOLIO

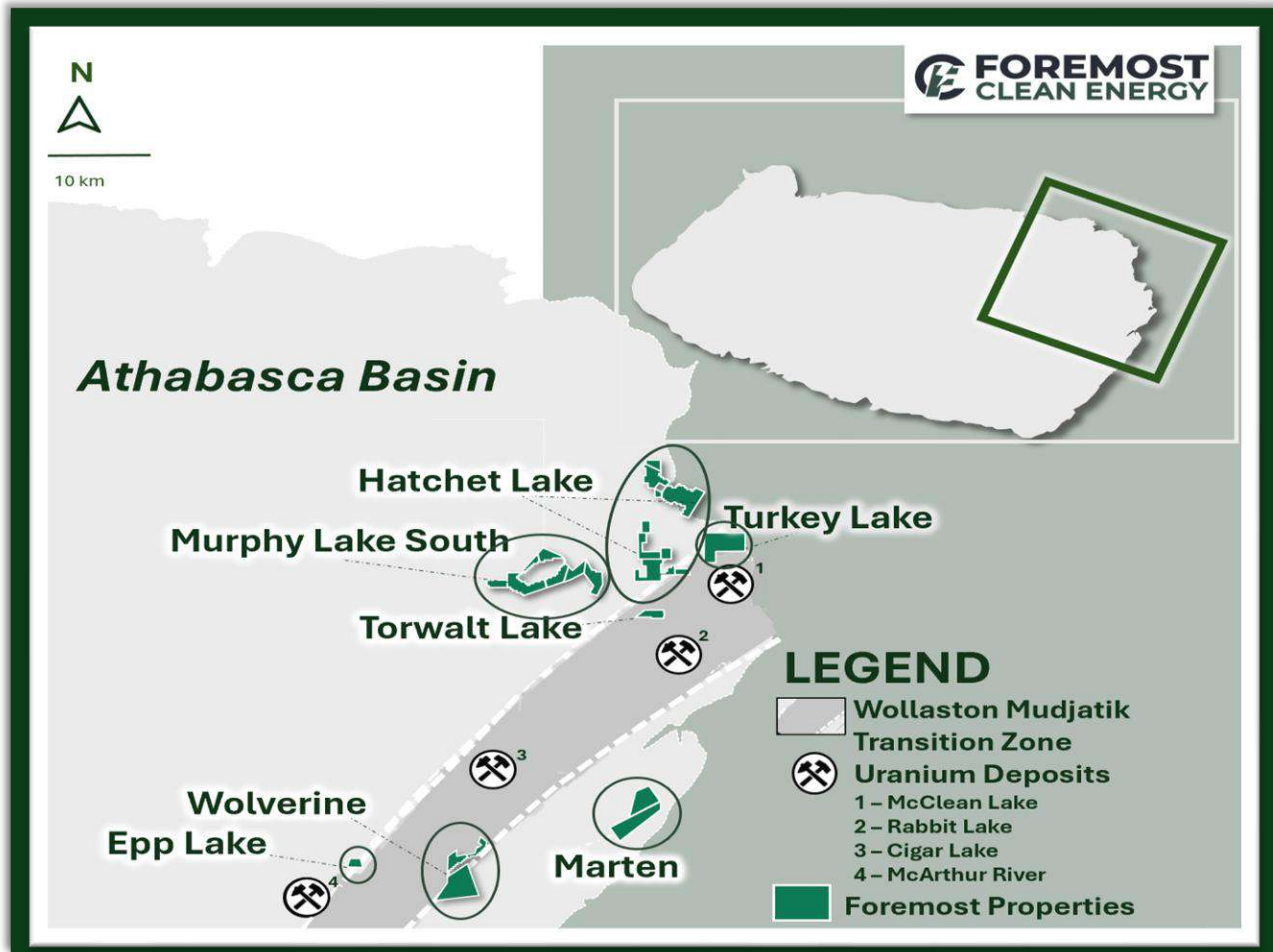
Path to Prosperity: Where Opportunities Meet Mineralization



Highly Attractive Uranium Portfolio

- Foremost will hold one of the largest exploration portfolios in the Athabasca Basin, 45 claims within 10 projects, spanning 332,378 acres / 134,509 hectares
- Projects separated into two distinct regions:
- Eastern Athabasca Properties
- Blue-Sky Properties
- Eastern Athabasca Cluster encompasses a diversified portfolio at different stages of exploration, with both early staged exploration projects through drill permitted – drill ready assets
- The region has a well-established mining and transportation infrastructure

EASTERN ATHABASCA REGION



Key Features

Eastern Athabasca Properties encompasses a diversified portfolio at different stages of exploration, with both early staged exploration projects through drill permitted – drill ready assets

Some exploration features of Basin Uranium deposits include:

- Structure / Structural Corridor, with projects located within or alongside the Wollaston Mudjatik Transition Zone
- Graphitic conductor
- Alteration (clay)
- Anomalous associated elements (As, Bo, Co, Ni)
- Anomalous uranium mineralization

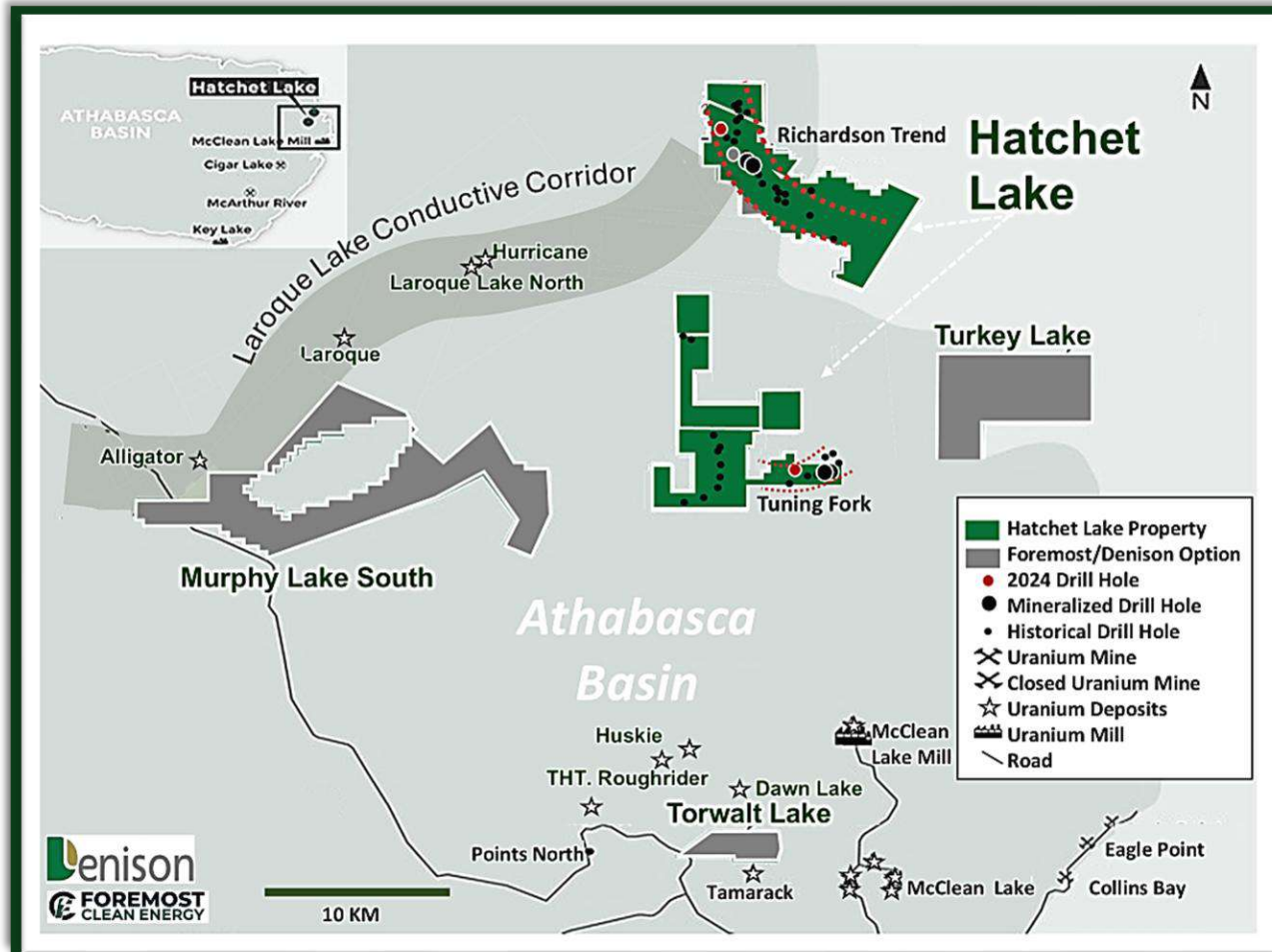
Historic exploration focused on the unconformity, leaving the possibility of basement hosted mineralization virtually untested

Eastern Athabasca Projects Include:

- Murphy Lake South
- Marten
- Wolverine
- Torwalt Lake
- Hatchet Lake
- Epp Lake
- Turkey Lake

HATCHET LAKE

Exploration Currently Underway

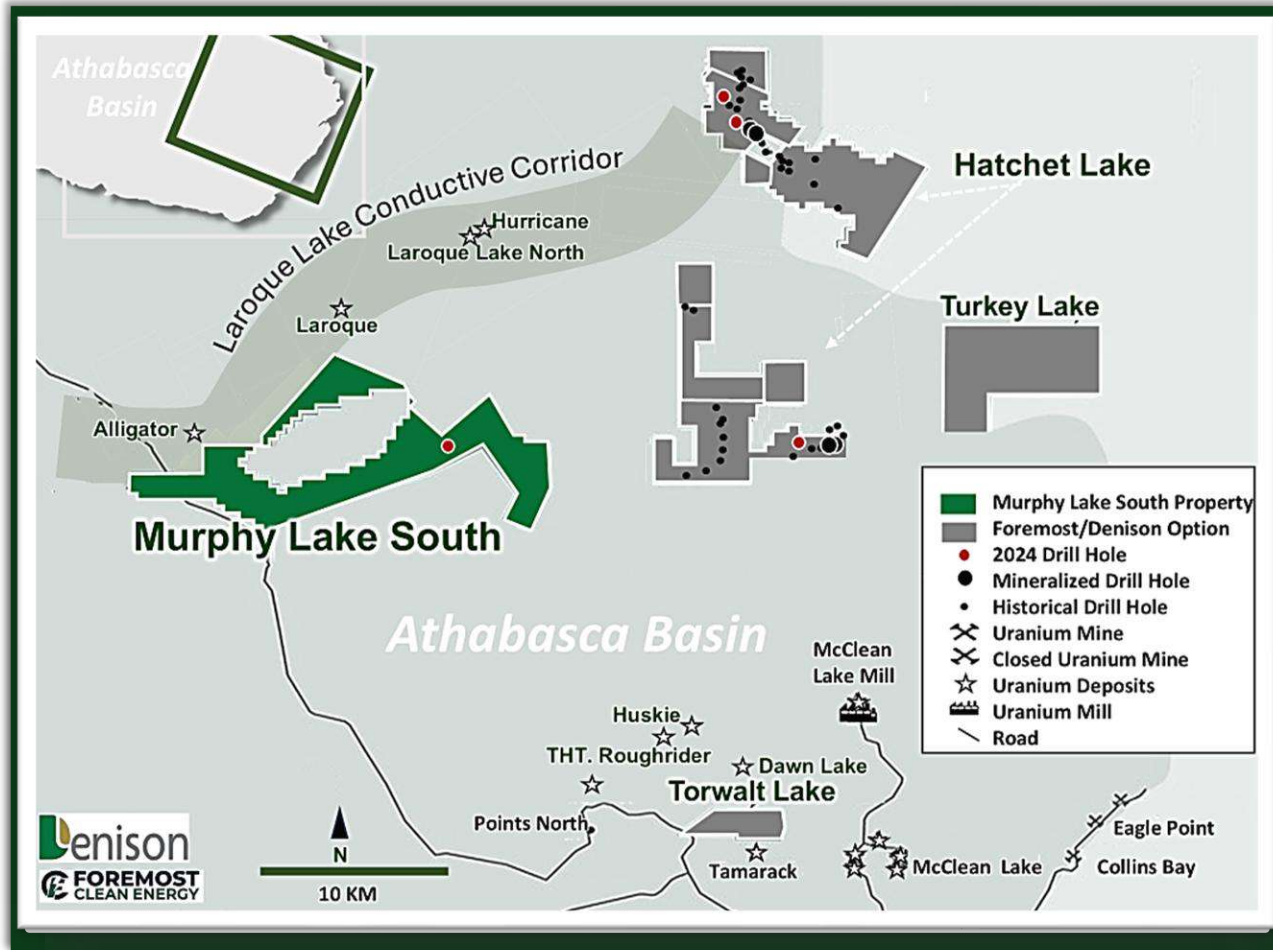


Key Features

- Consists of two non-contiguous claim blocks: the Richardson grid, which consists of four claims; and the Hatchet South claim block or (Tuning Fork) which consists of five claims
- Shallow depth to unconformity with virtually untested basement potential
- **The Richardson block** hosts multiple mineralized drill holes, with grades of up to 1.52% U_3O_8 and covers the strike extension of Cameco's Richardson grid, where historical drilling has identified multiple high-grade unconformity-associated uranium intercepts
- Historically anomalous uranium mineralization along Richardson trend with over a strike length of ~5 km
- Uranium and base metal enrichment at **Tuning Fork**
 - Up to 0.45% U_3O_8 in over 2.3 m (RL-13-16)
 - Up to 2.52% U_3O_8 in over 0.15 m (RL-13-13)
 - 19.6 g/t Ag, 3.3% Pb, 0.27% Zn over 9.6 m (RL-14-27)
- Current drill results pending

MURPHY LAKE SOUTH

Murphy is Queued Up and Ready to Drill



Key Features

- Located proximal to the LaRoque Lake Conductive corridor, which hosts the Hurricane, Alligator, Crocodile and LaRocque Uranium deposits
- Relatively shallow depth to unconformity
- Virtually untested basement potential
- Up to 0.25% U_3O_8 in over 6.0 m (MP-15-03)
- Up to 0.59% U_3O_8 in over 0.5 m (MP-16-11)

BLUE-SKY REGION



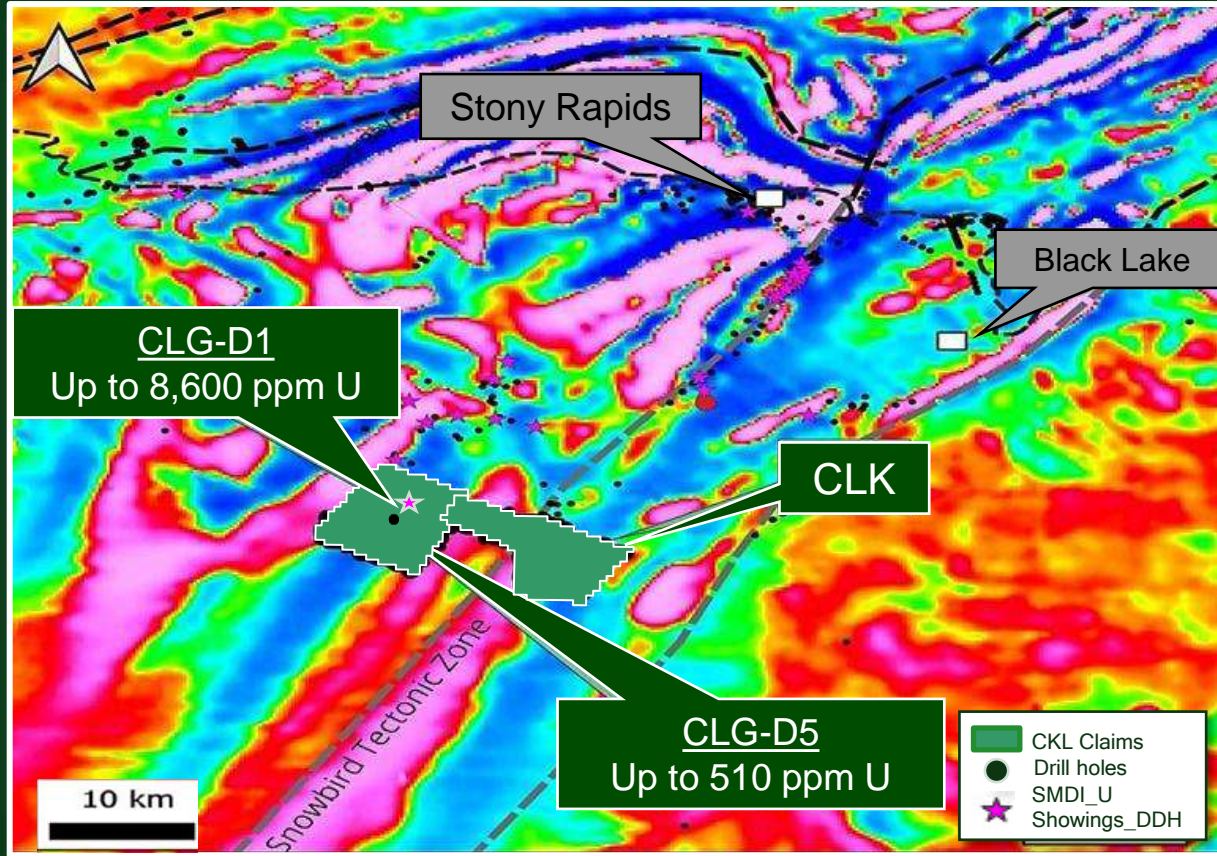
Key Features

The Blue-Sky projects were staked in October 2023 to cover regional structures / structural corridor(s)

- Virtually unexplored portion of the Athabasca Basin
- ~251,000 acres / ~102,000 hectares
- Historic CLK drilling with over 8,500 ppm U in hole CLG-D1, hosted in pitchblende stringers by shared basement rocks

Blue-Sky Projects

- Blackwing
- CLK
- G

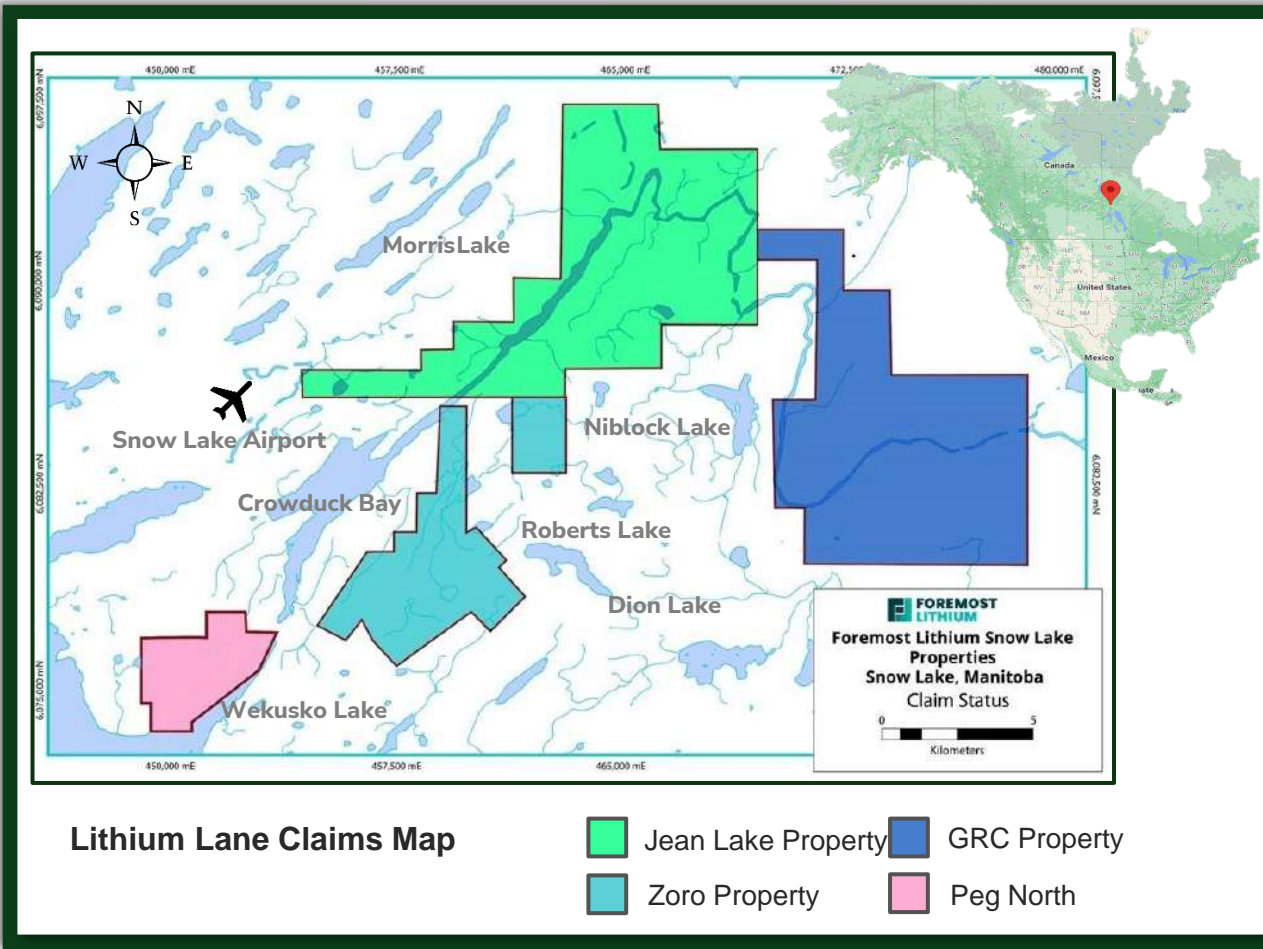


Key Features

- Staked in November 2023
- 25,753 acres / 10,422 ha in two claims
- Project overlaps the NE edge of the Snowbird Tectonic Zone
- Only two holes drilled to date, both intersected anomalous uranium mineralization
- Up to 8,600 ppm U in hole CLG-D1, hosted in pitchblende stringers in upper basement
- Significant Ni and Co enrichment

LITHIUM LANE PROJECTS

Zoro, Jean Lake, Peg North and Grass River Properties



Key Features

Foremost's four core Lithium Lane projects span 43,276 acre / 17,513 hectares in the Snow Lake district of Manitoba. The Lithium Lane properties are all near existing infrastructure including highway, grid power and railway. The properties have access to abundant renewable power sourced from the provincial grid and more than 98% of electricity in Manitoba is generated using hydroelectricity and wind power

- Extensive exploration programs on all 4 properties have been undertaken to scientifically define and de-risk future drill targets
- Over C\$13M invested to date in exploration and acquisition
- Attractive geology situated within known lithium-enriched trend lines
- 2023 Drill Program on Jean Lake resulted in not only lithium but also gold, including assay results of 7.50 g/t on over 7.66 m including 3.28 ounces per ton gold over 0.48 m; 11.27 g/t Au over 2.75 m including 91.8 g/t Au over 0.32 m

LITHIUM PROJECTS & OVERVIEW



- **Complementary Asset Portfolio:** consist of lithium projects at different stages of exploration spanning 50,000+ acres across Manitoba and Quebec, in addition to the Winston Gold/Silver Group of Properties in New Mexico



- **Zoro Lithium Project:** has had the most focus and exploration, hosting its Dyke 1, the company's inferred resource estimate of 1.07 M tons at 0.91% Li_2O ⁽¹⁾; recent completed 2024 drill program confirmed presence of spodumene on 50m steps, indicative of potential resource expansion and included assay highlights in drill holes such as FL24-009 confirming 1.15% Li_2O over 4.97m and 1.52% Li_2O over 5.02m and FL24-010 confirming 1.10% Li_2O over 9.88m (*Foremost press release: August 14, 2024*)



- **6% Battery-Grade Lithium Hydroxide** – Testing has confirmed that our spodumene concentrate is capable of producing both lithium carbonate (Li_2CO_3) or lithium hydroxide (LiOH), the grade required in electric vehicles, while returning an extremely favourable OPEX/CAPEX



- **Strategic Location:** Positioned near lithium processing plants at the tip of the “NAFTA Superhighway” with easy access to North American battery and EV manufacturers




- **Government Policy Providing Strong Macro Tailwinds:** The Inflation Reduction Act provides a \$7,500 EV Tax Credit, but requires that battery minerals in EVs be extracted or processed in the U.S. or free-trade partner countries such as Canada⁽²⁾



- **Electric Vehicles and Battery Storage Outlook:** The IEA estimates that every other car sold globally in 2035 is set to be electric based on today's energy, climate and industrial policy settings⁽³⁾ with the global energy storage market bolstered by an annual growth rate of 21% to 137GW/442GWh by 2030 according to BloombergNEF forecasts⁽⁴⁾

CAPITALIZATION & BALANCE SHEET

Share Structure



TICKERS:	NASDAQ:FMST CSE:FAT
Share Price ⁽¹⁾	C\$1.50
52-Week Trading Range ⁽¹⁾	C\$1.36 – C\$4.61
Basic Shares Outstanding ⁽²⁾	10.34M
Options ⁽³⁾	0.47M
RSUs ⁽³⁾	0.22M
Warrants ⁽²⁾	4.64M
FD Shares Outstanding ⁽²⁾	15.67M
Market Capitalization (Basic) ⁽¹⁾	C\$15.51M
Cash ⁽²⁾	C\$9.4M
Debt ⁽⁴⁾	C\$3.2M

1. As of February 07, 2025
2. As of November 14, 2024
3. As of November 18, 2024
4. As of November 14, 2024; Includes \$1.125M shareholder loan from President and CEO

MARKET COMPARABLES

Athabasca-focused Uranium Companies



(US\$ Millions, except per share amounts, unless otherwise noted)

Company	Price ⁽¹⁾	52 Week High / Low	Fully Diluted Market Cap ⁽²⁾	TEV	Total Athabasca Basin Land Position	TEV / Acreage	Land Package Location		Strong Partner(s)	Bona Fide U.S. Listing
	(Local Curr.)	(Local Curr.)	(US\$M)	(US\$M)	(M Acres)	(US\$ / Acre)	Eastern Athabasca	Western Athabasca	(✓/✗)	(✓/✗)
Pre-Resource Exploration Companies										
ATHA Energy Corp	C\$0.57	C\$1.42 / C\$0.46	\$114	\$97	4.97	\$20	✓	✓	✗	✗
CanAlaska Uranium Ltd	C\$0.72	C\$0.82 / C\$0.34	\$89	\$79	1.24	\$64	✓	✓	✓	✗
F3 Uranium Corp	C\$0.20	C\$0.54 / C\$0.20	\$77	\$64	0.11	\$604	✓	✓	✓	✗
Skyharbour Resources Ltd	C\$0.38	C\$0.64 / C\$0.31	\$50	\$46	1.40	\$33	✓	✓	✓	✗
Bedford Metals Corp	C\$0.75	C\$2.32 / C\$0.37	\$45	\$41	0.01	n.m.f.	✓	✓	✗	✗
Median			\$77	\$64	1.24	\$48				
Average			\$75	\$66	1.54	\$180				
Development Companies										
NexGen Energy Ltd	US\$7.38	US\$8.88 / US\$4.95	\$4,340	\$3,978	0.47	\$8,473	✗	✓	✗	✓
Uranium Energy Corp	US\$7.36	US\$8.67 / US\$4.06	\$3,072	\$2,743	1.14	\$2,414	✓	✓	✗	✓
Denison Mines Corp	US\$2.07	US\$2.47 / US\$1.40	\$1,867	\$1,601	0.95	\$1,688	✓	✓	✓	✓
Fission Uranium Corp	C\$0.78	C\$1.38 / C\$0.70	\$480	\$374	0.11	\$3,508	✗	✓	✗	✗
IsoEnergy Ltd ⁽³⁾	C\$3.04	C\$5.40 / C\$2.37	\$390	\$363	0.54	\$668	✓	✗	✓	✗
Median			\$1,867	\$1,601	0.54	\$2,414				
Average			\$2,030	\$1,812	0.64	\$3,350				
Foremost Clean Energy Ltd ⁽⁴⁾	C\$2.76	C\$5.78 / C\$2.68	\$20	\$14	0.35	\$41	✓	✓	✓	✓

➤ Foremost is very well positioned amongst its peers

➤ Substantial re-rating potential from exploration success is evident

Sources: Company Materials, Refinitiv Eikon, Bloomberg.

(1) As of November 14, 2024.

(2) Based on the treasury stock method.

(3) Excludes pro forma capitalization and shares from Anfield Energy Inc. (expected Q4 2024 close).

(4) Estimated cash balance as of November 14, 2024. Unaudited.

TRANSACTION SUMMARY



Phases	Cash (C\$)	Consideration Shares Issued	Exploration Expenditures (C\$)	Miscellaneous Items	Interest Earned (%) ¹
Phase 1: <i>Effective Date: October 07, 2024</i>	--	1,369,810 Common Shares	--	<ul style="list-style-type: none"> ➤ Appointing one director nominated by Denison to Foremost's Board of Directors immediately on the Effective Date; ➤ Appointing a Technical Advisor at Denison's election; and ➤ Entering into an Investor Rights Agreement with Denison, provided, among other things: <ul style="list-style-type: none"> – The appointment by Denison of up to two (2) individuals to the board of directors of Foremost; and – A pre-emptive equity participation right for Denison to maintain a 19.95% interest in Foremost 	20%
Phase 2: <i>October 07, 2027</i>	\$2,000,000 via Combination of Cash or Common Shares		\$8,000,000	--	51%
Phase 3: <i>October 07, 2030</i>	\$2,500,000 via Combination of Cash or Common Shares		\$12,000,000	--	70%
Grand Total	\$4,500,000	\$5,876,485 ²	\$20,000,000		

¹ In the case of Hatchet Lake, Foremost may earn up to a 14.03% interest in Phase 1, 35.78% interest in Phase 2 and 51% interest in Phase 3. If the conditions of Phase 2 or 3 are not satisfied, Foremost shall forfeit its interests in and rights to the percentage of that phase of interest.

² Based on a \$4.29 deemed price from the closing market price the day preceding announced property acquisition agreement

MANAGEMENT AND ADVISORS



Jason Barnard
President and CEO

Mr. Barnard has over 31 years of experience in capital markets, specializing in Canadian junior metals and mining companies. He first started financing Foremost in 2016 and is the company's largest retail shareholder.



Dong Shim CPA, CA
Chief Financial Officer

Mr. Shim is a Chartered Professional Accountant in British Columbia and Illinois, specializing in auditing junior mining and high-tech companies, with significant experience in the junior mining, oil & gas industries



Christina Barnard
Chief Operating Officer

Ms. Barnard has 20+ years experience in business management, investor relations and operational development and spent 10+ years as a senior marketing and media advisor for a well-known national public company.



Jody Dahrouge
Geoscientific Advisor

30 years of global geological experience and past president of Fission Energy. He is credited in securing several significant discoveries, including Waterbury, Patterson and Patterson Lake South.



Mark Fedikow
Geoscientific Advisor

40+ years experience as an exploration geochemist; was the former Chief Geologist of the Manitoba Geological Survey and recipient of the Provincial Geologists gold medal



Andy Yackulic
Geoscientific Advisor

Denison's VP of Exploration, joining in 2024 after 12 years at Cameco with 20 years of uranium exploration experience, including leading the discovery of the Fox Lake deposit.



Lindsay Bottomer
Geoscientific Advisor

Mr. Bottomer has 45 years of international experience and was the former VP of Entree Gold, involved in major discoveries at Oyu Tolgoi in Mongolia and Ann Mason in Nevada.



Michael Feinstein
Geoscientific Advisor

Mr. Feinstein is an economic geologist and consultant with 15+ years of experience leading mineral exploration projects across the USA, Mexico, and Canada.

BOARD OF DIRECTORS



Douglas Mason
Chair of the Board

Mr. Mason has 30+ years of extensive capital market experience including as an officer and on the board of directors for several public companies including 20 years as President and CEO of Jolt Cola.



David Cates
Independent Director

Mr. Cates has been the President and CEO of Denison Mines since 2015 and has significant experience in the uranium mining industry. He also holds board positions with the Canadian Nuclear Association and SkyHarbour Resource.



Amanda Willett
Independent Director

Ms. Willett, Denison's Vice President of Legal + Corporate Secretary has 10+ years experience in securities law specializing in M&A, joint ventures and corporate governance for TSX-listed mining companies.



Jason Barnard
Dependent Director

Mr. Barnard has been Foremost President and CEO since 2022. He has 28+ years experience in global capital markets and been involved in raising over \$500 million dollars for mining and exploration companies.



Johnathan More
Independent Director

Mr. More has 28+ years experience in global capital markets specializing in natural resources and is Chairman & CEO of Star Peak Mining Ltd. and Chairman of Power Metals Corp.



Andrew Lyons
Independent Director

Mr. Lyons has consulted on over 30 projects across public markets, finance, and technology industries advising on operational efficiencies and he is a board member at Lida and Lakestone Resources.

INVESTMENT HIGHLIGHTS

Extensive Portfolio

10 DISTINCT URANIUM PROPERTIES

Each with mineralization and **identified targets** spanning over 330,000 acres prospective area surrounded by **high-grade deposits**



Favorable Market Outlook

CLEAN ENERGY INITIATIVES

Strong macro tailwinds, including prohibition of Russian imports and a pledge from 20+ nations to **triple nuclear energy capacity by 2050**



Athabasca Basin

PROVEN MINING JURISDICTION

A known prolific uranium location producing **~15% of world's primary uranium supply** in Saskatchewan, an established and highly-attractive mining jurisdiction



Alignment to Shareholders

DENISON MINES COLLABORATION

A **C\$2.9B*** leading uranium developer with access to key technical, financial and corporate resources with an **equity stake of ~19.13%**



The Future

* Market Cap based on market close as of December 06, 2024



Pioneering A Clean Energy Future

Company Contact


Jason Barnard

President & CEO

Jason.barnard@foremostcleanenergy.com

+1 (604) 330-8067

NASDAQ: FMST | CSE: FAT



www.foremostcleanenergy.com



APPENDIX

10 Projects on 2 Distinct Zones Featuring:

Hatchet Lake

Murphy Lake South

Turkey Lake

Torwalt Lake

Marten

Wolverine

Epp Lake

Blackwing

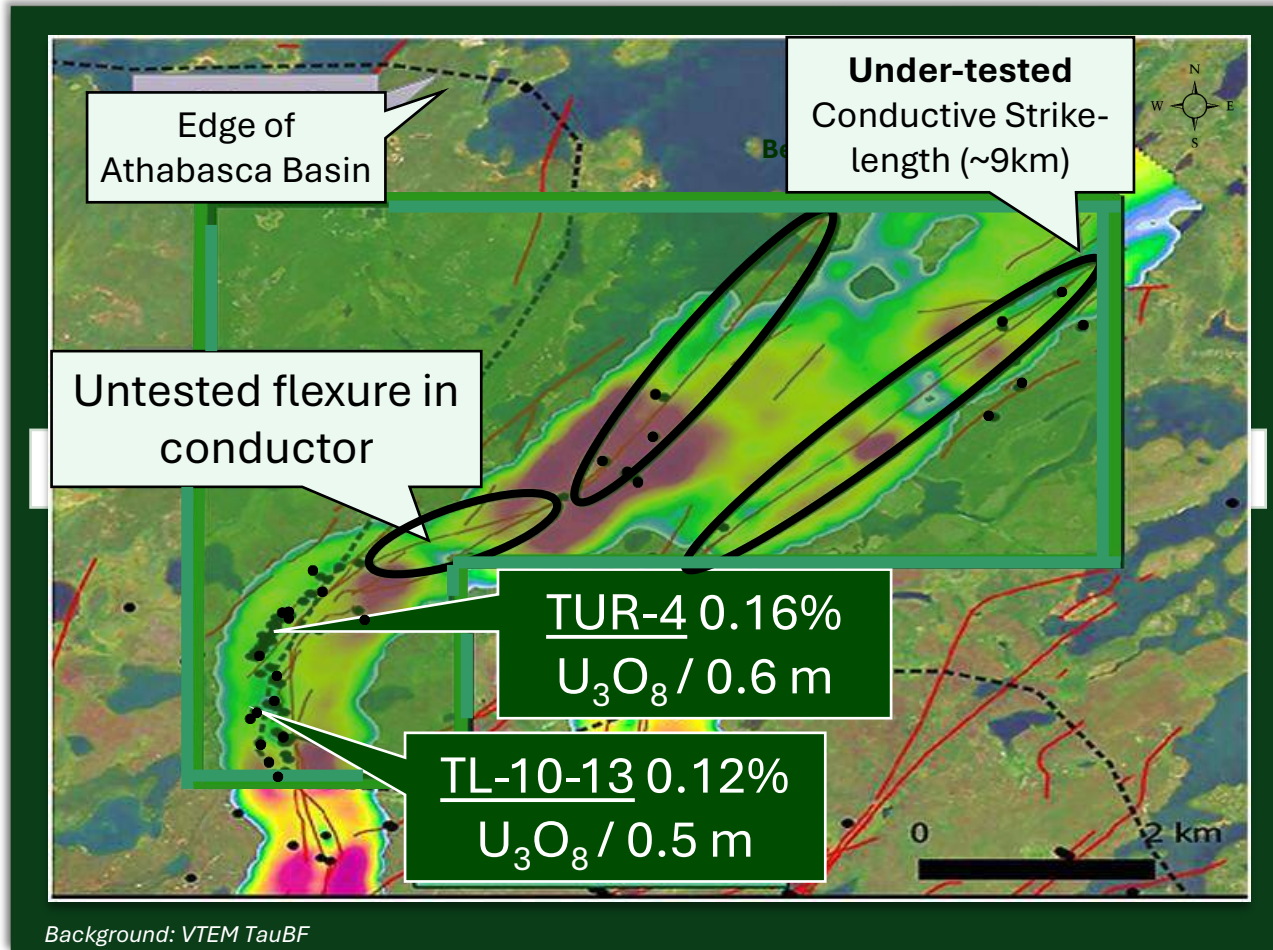
CLK

GR

Project Overview on Ten Distinct Properties Spanning 330,000+ Acres in the Athabasca

TURKEY LAKE

Underexplored Property with Known Mineralization

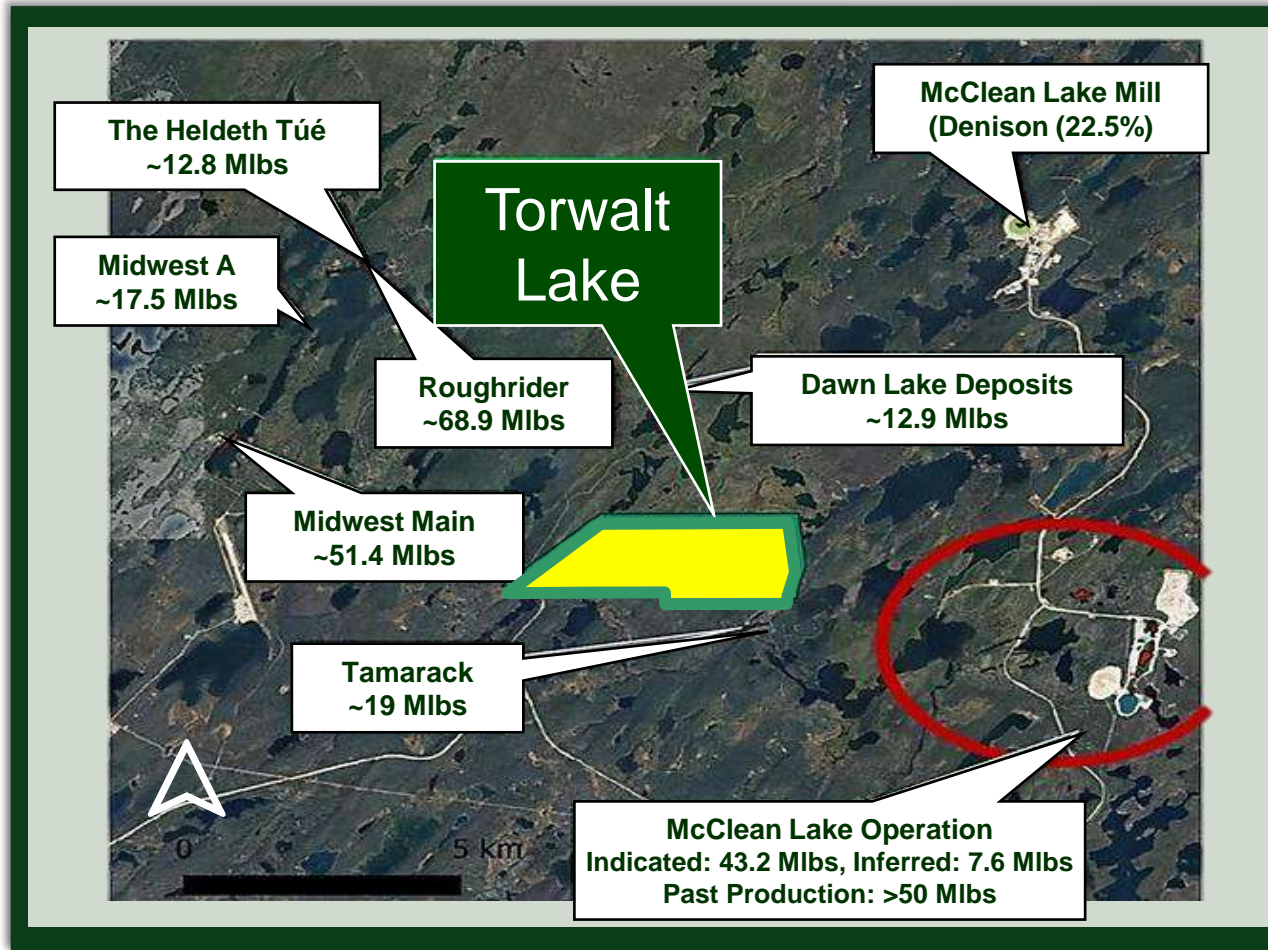


Key Features

- One claim totaling 9,363 acres / 3,789 ha
- Close to infrastructure
- Shallow depth to unconformity (<50 m)
- Property straddles eastern edge of Athabasca Basin
- Multiple holes have anomalous radioactivity at the unconformity
 - TUR-4: 0.16% U_3O_8 in / 0.6 m
 - TL-10-13: 0.12% U_3O_8 in / 0.5 m
- Virtually untested basement potential, Collins Bay analogue
- Purepoint's Osprey Zone located along conductive trend to the south of Turkey Lake Property

TORWALT LAKE

Surrounded by Uranium Operations

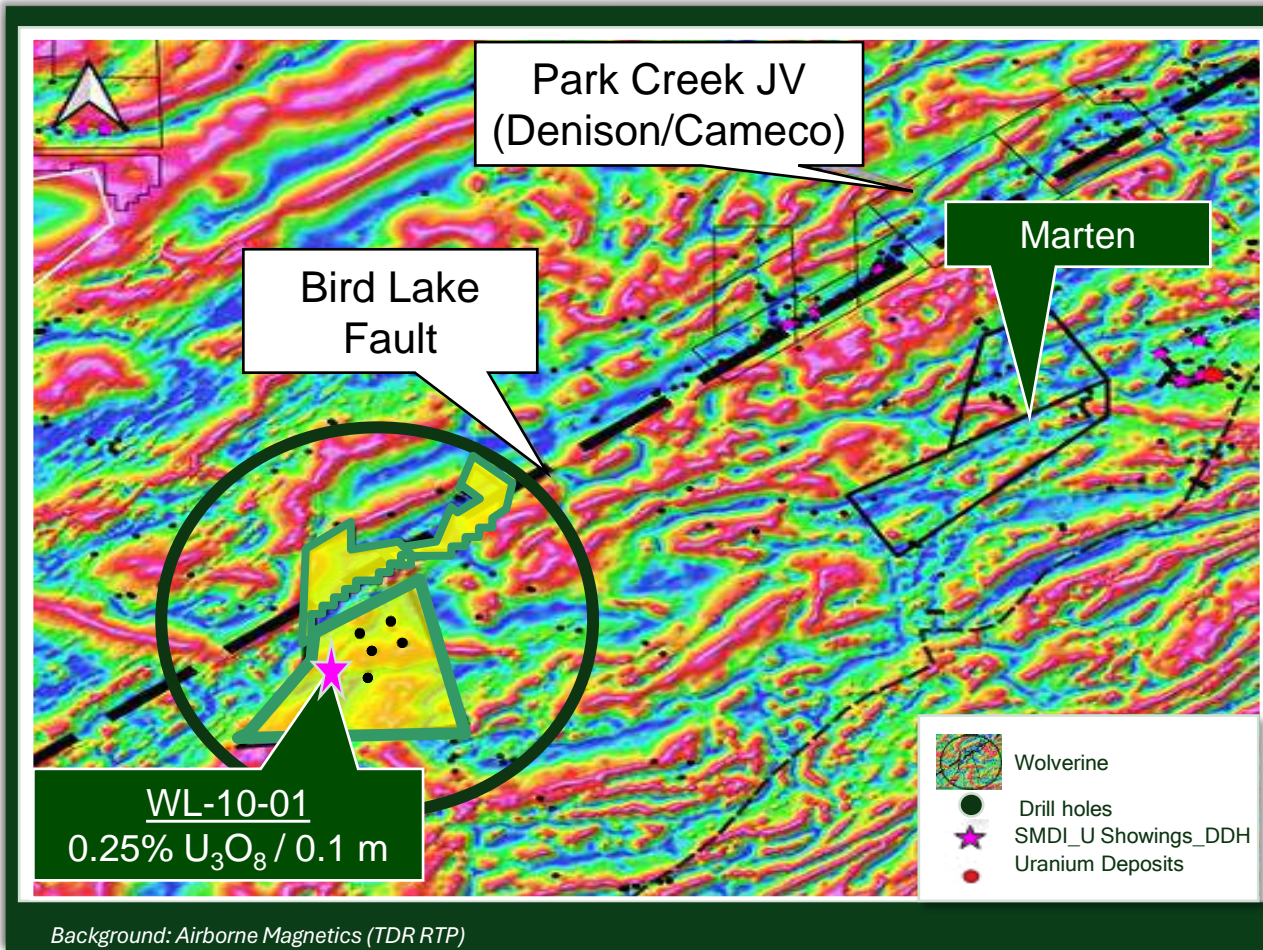


Key Features

- One claim totaling 2,007 acres / 812 ha
- Well-situated within the infrastructure-rich eastern Athabasca Basin
- Shallow depth to unconformity (<200 m)
- Borders McClean Lake Operation
- Graphitic metasediment overlying granitic dome
- Underexplored with only two known drill holes
- Potential for Key Lake analogue

WOLVERINE

Existing Mineralization at Shallow Depth

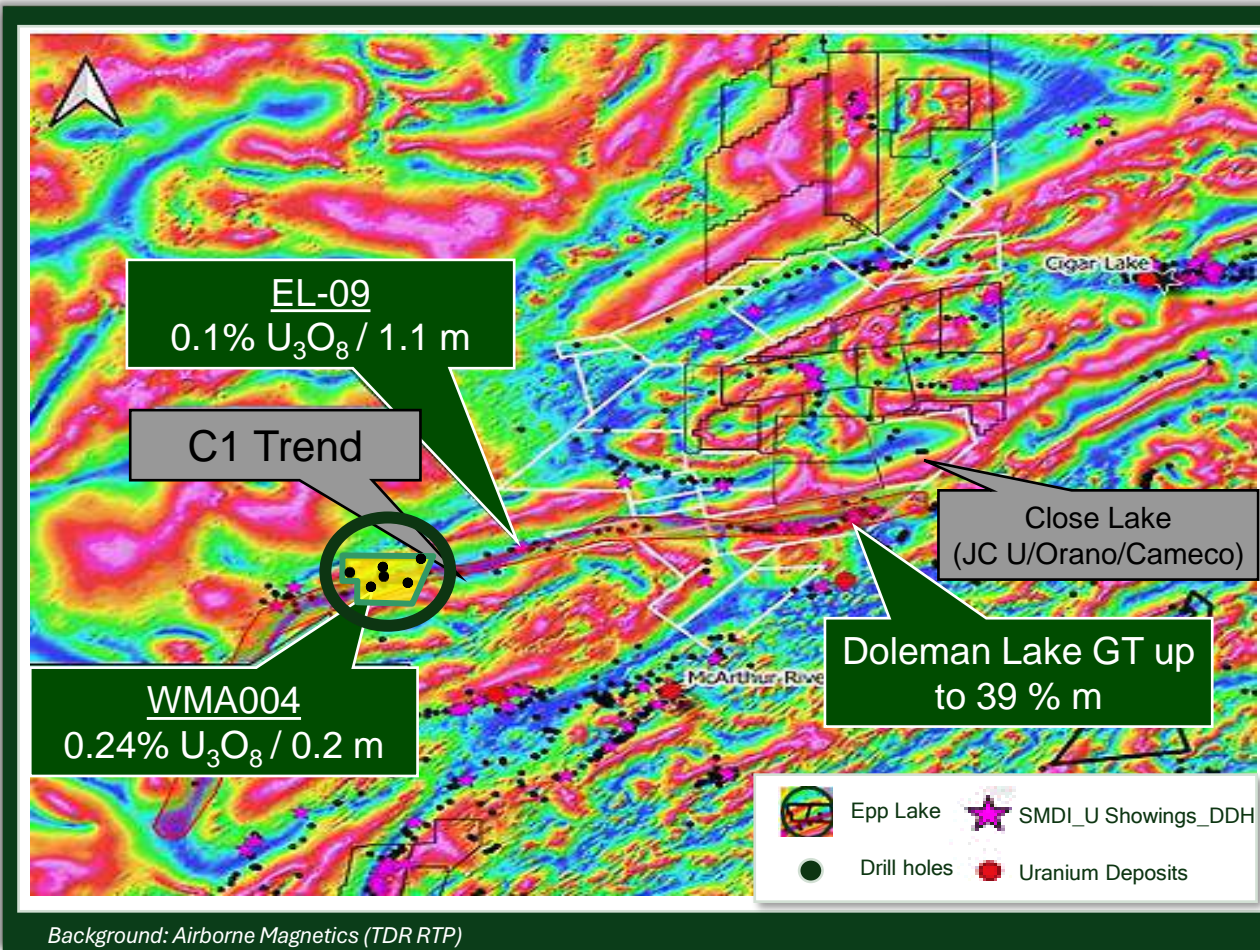


Key Features

- Three claims totaling 12,444 acres / 5,036 ha
- Relatively shallow depth to unconformity (250 m)
- Covers potential southwestern extension of Bird Lake Fault, which is host to uranium mineralization at the Park Creek Joint Venture of Cameco/Denison
- Historical drilling identified uranium mineralization with peak mineralization of 0.25% U₃O₈ in / 0.1 m, hosted in faulted pegmatite (basement lithologies)
- Additional geophysical work required to define property-scale conductivity prior to drilling

EPP LAKE

Underexplored Property with Known Mineralization

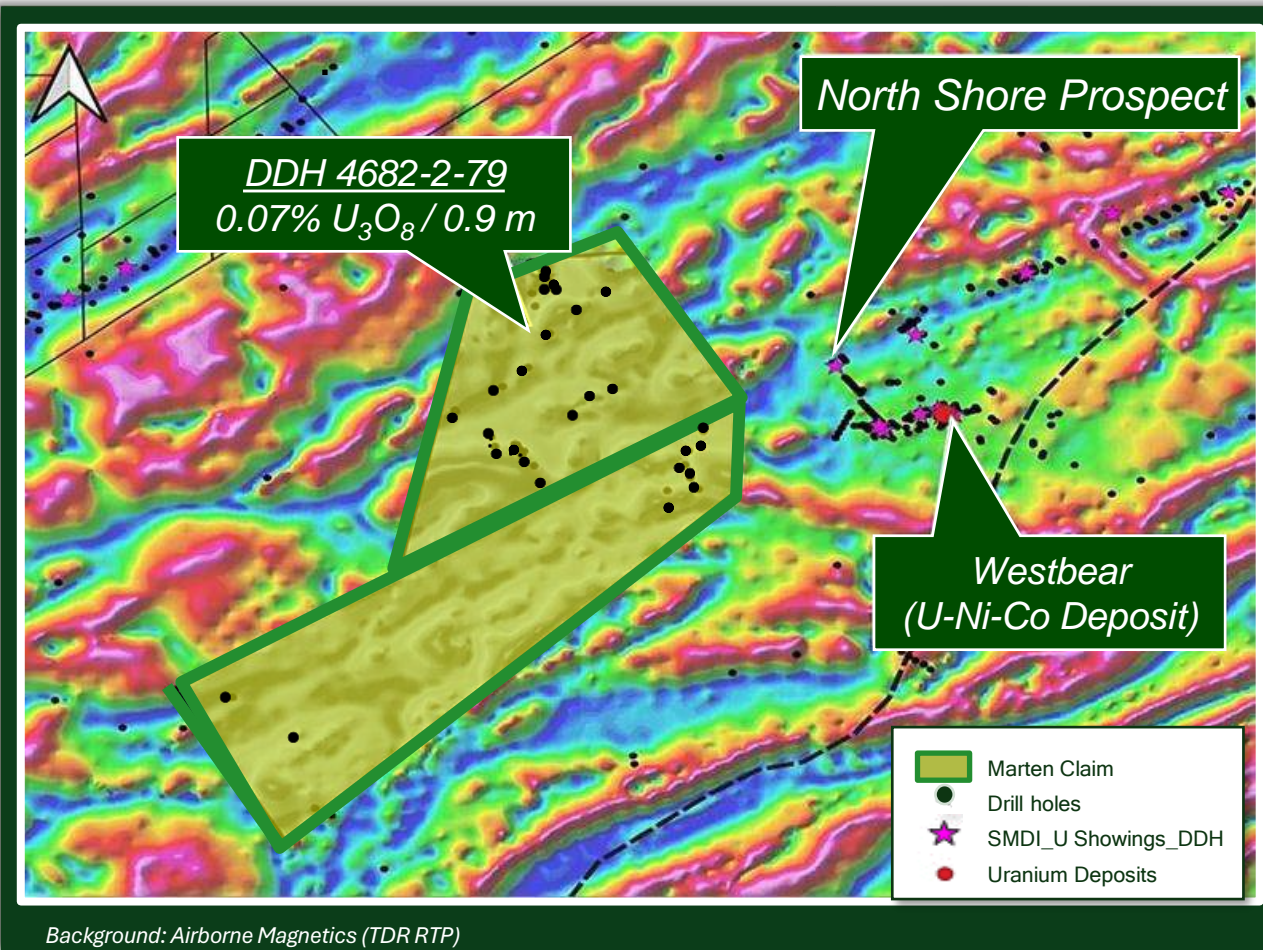


Key Features

- Two claims totaling 2,138 acres / 865 ha
- Depth to unconformity is about 800 m extension of C1 conductor trend, which is host to multiple uranium showings east of Epp Lake
 - Elevated uranium enrichment above unconformity (5.4ppm)
- Historic drill testing confirmed graphitic metasediments
- Within two holes, significant alteration with coincident geochemistry in lower sandstone column
- 2008 ML TEM survey shows distinctive conductive response associated with C1 conductor
- Drill ready targets

MARTEN

Uranium Mineralization Associated with ~100 m Unconformity Offset

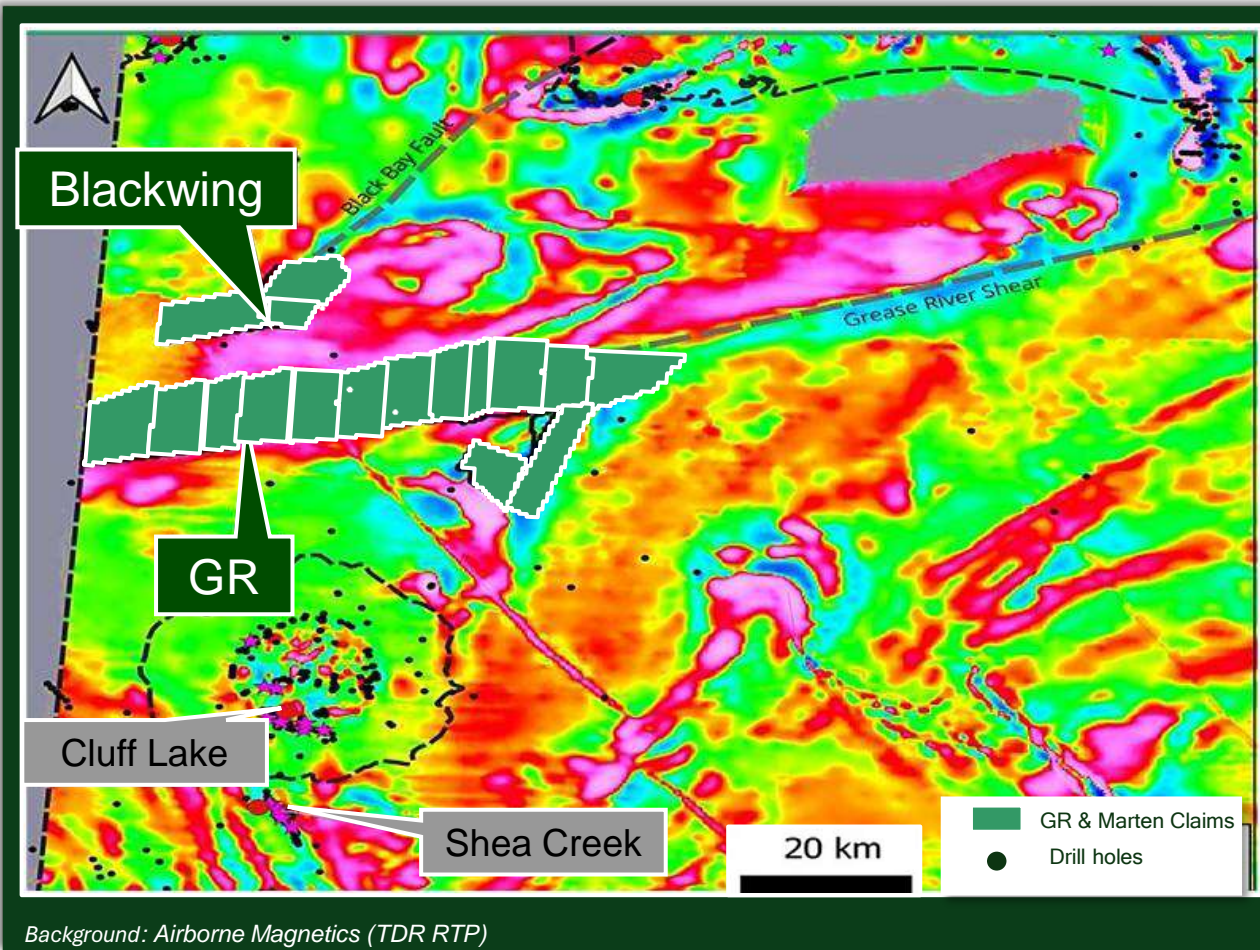


Key Features

- Two claims totaling 12,375 acres / 5,008 hectares in good standing until 2030
- Anomalous, low-grade mineralization in historical drilling (0.07% U₃O₈ / 0.9 m in DDH 4682-2-79)
- Drilling by Denison identified up to 96 m of unconformity offset associated with reverse fault at north end of property
- Located along the Umpherville Trend which hosts the North Shore Project (up to 2.14% U₃O₈ / 2.44m)

BLACKWING & GR

Large-Scale Blue-Sky Potential in a Virgin Territory



Background: Airborne Magnetics (TDR RTP)

Key Features

GR and Blackwing Properties

- Staked in October 2023
- **GR** – 194,187 acres / 78,585 ha in 16 claims
- **Blackwing** – 31,203 acres / 12,627 ha in 3 claims
- Both projects situated atop regional structures, Black Bay Fault and Grease River Shear
- Black Bay Fault hosts Beaverlodge-style deposits north of the basin, in the Uranium City area
- Up to 7 km offset along Grease River Shear due to post-Athabasca reactivation
- Potential to form unconformity style deposits (ex. Cigar Lake)